



SSC Campus

Overview

Student Information Systems Team
2-5-2019

Table of Contents

Overview	2
SSC-Campus Roles Using the Platform	3
SSC – Campus Functionality	3
Appointment Scheduling	4
Advisor Reporting and Notes	5
Student Profile	6
Institutional Reports	7
How to Get Access to SSC-Campus	8


Overview

This eLearning module is an overview of the Education Advisory Board's Student Success Collaborative (SSC Campus) functionality and its intended use.

Once you have completed this eLearning module you will utilize the Security Request System found at <http://oit.siu.edu/sis/> to complete your request for access to SSC-Campus. You'll be reminded of this step again at the end of the document.

Faculty are automatically provided access to SSC-Campus as Instructor of Record. Security requests for faculty are not necessary.

SSC-Campus combines technology, research, case management, and predictive analytics to help institutions positively inflect degree completion outcomes for students around a model that includes triage, assessment, and intervention. SSC-Campus approach to student success facilitates collaboration between academic advisors, tutors, and professors on behalf of the student while also providing data intended to aid leadership in quality decision-making regarding curricula or advising programs.



SSC-Campus supports students with three feedback loops to ensure every at-risk student is identified and connected with high-quality support in a timely manner.

1. Advisors identify, triage, and refer struggling students.
2. Support Services share insights on student risk and intervention outcomes.
3. Administration view reports, assess effectiveness and make improvements.

SSC-Campus Roles Using the Platform

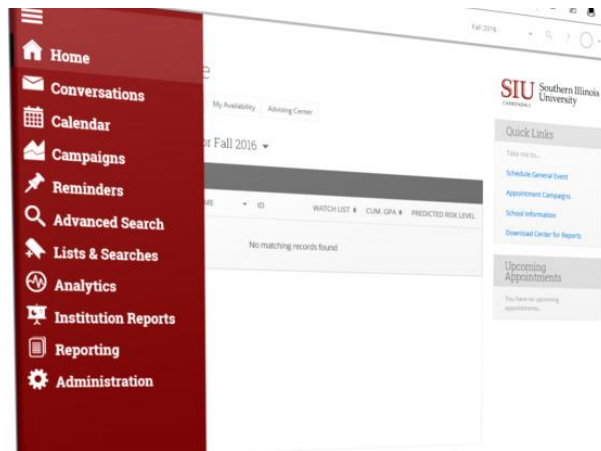
Advisors – Advanced Search and List Creation, Student Profile, Case Management, Campaigns

Tutors – Advanced Search and List Creation, Case Management, Campaigns, Appointment Scheduling

Professors – Advanced Search and List Creation, Alerts, Progress Reports, Progress Report Campaigns, Risk

Leadership – Advanced Search and List Creation, Risk, Institution Reports

SSC – Campus Functionality



Advanced Searches allow you to identify students according to criteria that you specify so that you can Create Lists, Watch Lists, and Mass Print.

Case Management features allow you to access assigned students, record absences in classes, and organize students in categories.

Appointment Scheduling is available to manage student appointments for academic advisement, tutoring, or other services and can be defined with parameters and specific components that help provide valuable information about the content of the appointment for future reference.

Advisor Reporting and Notes are two areas for which additional details can be recorded or documentation attached to the student record.

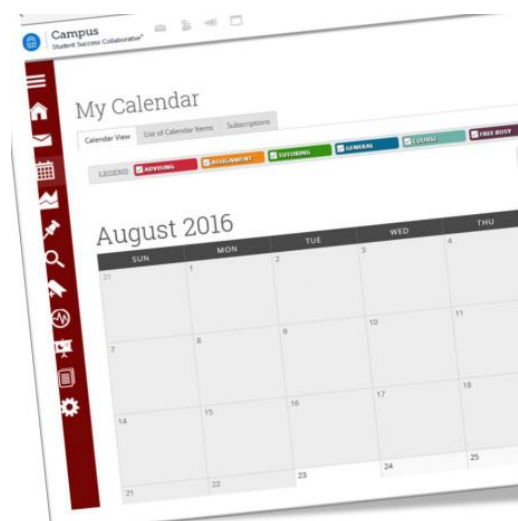
Student Profile includes a set of information about the student and their academic performance that represents the foundation of the SSC-Campus platform that including their major, registration and grades, total credits, GPA, risk indicators, alerts and categories/tags.

Campaigns will help advisors request that specific students select a specific date/time for an appointment or to manage a progress report of feedback from faculty to help determine which students may need intervention.

Risk Modeling helps advisors prioritize interactions with students based on their likelihood to graduate and quickly identify at-risk students based on predictive analytics.

Institution Reports are available to deans and program leaders for insight into historical patterns of student performance at SIU with a special focus on factors that influence graduation.

Appointment Scheduling



Appointment Scheduling can be managed within the SSCampus platform.

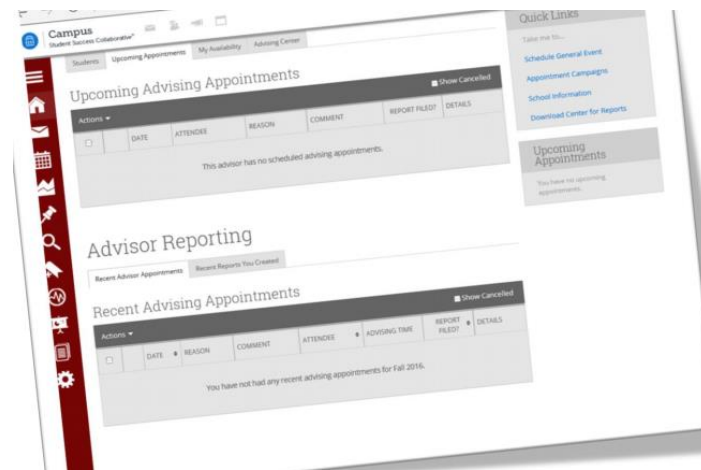
Appointment Types choices are Advising, Tutor, or General Event with additional components which can be defined.

Upcoming Appointments provides a quick and easy view of all upcoming appointments.

Cancel Appointment feature allows the user to manage cancelled appointment(s) and apply a reason for the action.

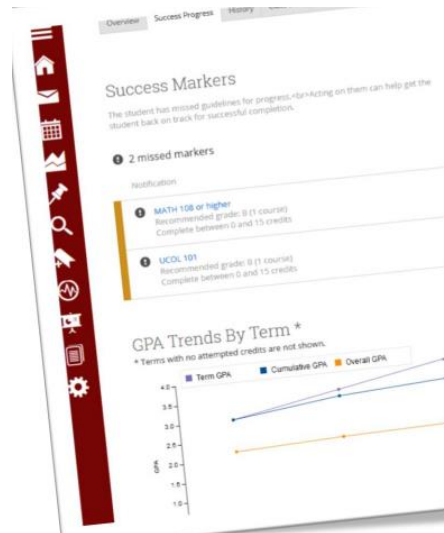
Availability allows days and times set aside to meet with students at defined location for specific services.

Advisor Reporting and Notes



- Found at the bottom of the Advising Home page for a listing of previous advising appointments with reports filed or not yet filed.
- This report contains details, issues alerts, marks no-shows, and shows cancelled appointments specific to a student
- Notes are commentary that can be added to the student record in addition to the Advisor Report. These notations are intended for information about a student that is outside of the advisement appointment
- Files can be attached to the student record using either the Advisor Report or Notes features

Student Profile



Risk analysis predicts student's likelihood to graduate in the major based on data on historical student cohorts at SIU.

Success Progress show the student's academic summary, success markers and performance against those markers.

Class information is the student's schedule for the current term.

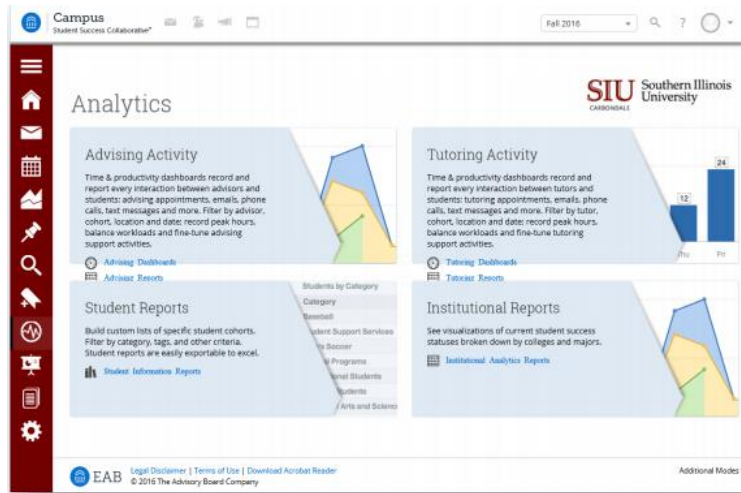
Transcript is a term-by-term view of the student's academic record with important metrics like term GPA and completion ratio.

Reports/Notes tab shows cases, alerts, progress reports, and notes for a student.

Major Explorer uses the advising application's predictive analytics model to guide student and user decision about majors selections based on the students aptitudes and abilities.

Skills Analysis is based on skill areas associated with successful completion of the major and will make suggestions about what the student can do to improve their chances of succeeding in each risk area.

Institutional Reports



Institutional reports provide insight into historical patterns of student performance at SIU with a special focus on factors impacting graduation. They are used by deans and program leaders to look for opportunities to impact student success, either through direct intervention with students or by changing curricula or advising programs.

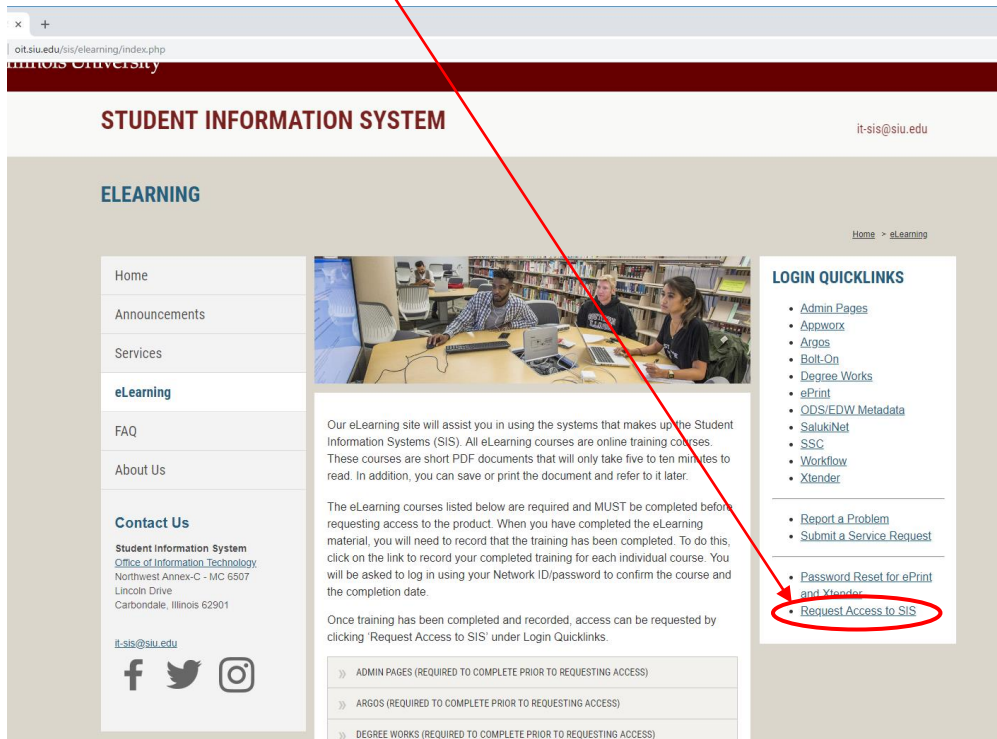
Some examples of reports include:

- Grad Rates by Student Attribute
- Major Change Analysis
- Course Analysis
- Grad Rate by Grade Earned and Credit Range

How to Get Access to SSC-Campus

1.

You've completed the SSC-Campus informational overview and can now request user access to the Platform at <http://oit.siu.edu/sis/>



2.

Your direct supervisor must authorize your access. Enter their email at the top of the Access Request form. Choose SSC Campus under the Module Access column. Place a check next to your desired role. (Remember: Faculty and Advisors are automatically provided access to SSC-Campus. Security request for these users are not necessary at this time.) You may place any needed comments in the comments box, agree to terms and click the Enter button.

The screenshot shows a web browser window displaying the 'Access Request for Aimee Taylor' form. At the top, there is a header for 'SIU Southern Illinois University'. Below the header, the form title is 'Access Request for Aimee Taylor'. A red circle highlights a text input field at the top right of the form, intended for the supervisor's email address. A red arrow points from this field towards the right side of the page. The form contains several sections for selecting module access, including BANNER, APPIWORK, ARSOS, and BOLTON, each with a list of roles and checkboxes. There are also 'Comments' boxes for each module section.

3.

Once you are approved you will access SSC-Campus from the SIS homepage:
<http://oit.siu.edu/sis/elearning/index.php>

The screenshot shows the 'STUDENT INFORMATION SYSTEM' homepage. The page has a dark red header with the SIU logo and 'it-sis@siu.edu'. Below the header, there is a navigation menu on the left with links for Home, Announcements, Services, eLearning, FAQ, and About Us. The main content area features a large image of students in a library, a central text block about eLearning courses, and a 'LOGIN QUICKLINKS' section on the right. In the 'LOGIN QUICKLINKS' section, the 'SSC' link is circled in red. A red arrow points from the URL 'http://oit.siu.edu/sis/elearning/index.php' in the text above to this 'SSC' link. Below the quicklinks, there are three sections: 'ADMIN PAGES (REQUIRED TO COMPLETE PRIOR TO REQUESTING ACCESS)', 'ARSOS (REQUIRED TO COMPLETE PRIOR TO REQUESTING ACCESS)', and 'DEGREE WORKS (REQUIRED TO COMPLETE PRIOR TO REQUESTING ACCESS)'. The 'CONTACT US' section on the left provides contact information for the Student Information System Office of Information Technology.